

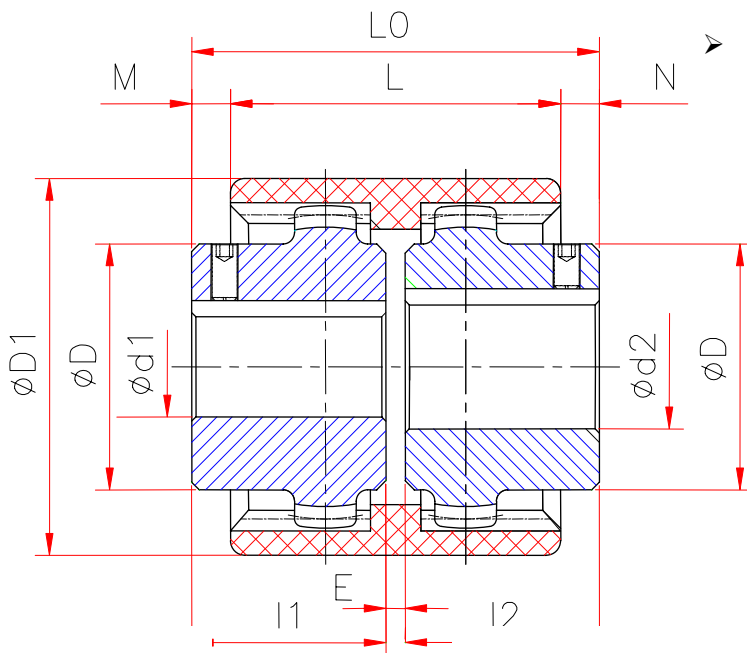
RGF Series

Curved-tooth Gear Coupling



Product Characteristics:

- Double-section type curved-tooth gear coupling
- Widely applicable in various mechanical & hydraulic fields
- Nylon & steel matched, maintenance-free
- Able to offset axial, radial & angular misalignments
- Axial plugging assembly, very convenient
- Fished product's bore tolerance as per ISO standard being H7, keyway width tolerance as per DIN6885/1 being JS9, additionally with taper bore & inch bore
- Installation dimensions seen in following table:



RGF Size

RGF...L Size

Dimensions for Installation (mm)

Size		Finished Product Bore d1, d2		Dimensions (mm)								Coupling Weight at Max. Bore Diam' r		Torque Rating	
Common Size	Length' d Size	Pre-made Bore	Finished-product bores can be custom-made.	Max. Bore Diam' r	I1, I2	LO	L	M, N	E	Length' d Sleeve I1, I2 max	D1	D	Nylon Sleeve Weight kg	Total Weight kg	N. m
RGF-14	RGF-14-L	-		14	23	50	37	6.5	4	40	40	24	0.02	0.14	10
RGF-19	RGF-19-L	-		19	25	54	37	8.5	4	40	48	30	0.03	0.21	16
RGF-24	RGF-24-L	-		24	26	56	41	7.5	4	50	52	36	0.04	0.25	20
RGF-28	RGF-28-L	-		28	40	84	46	19	4	55	66	44	0.07	0.62	45
RGF-32	RGF-32-L	-		32	40	84	48	18	4	55	76	50	0.09	0.83	60
RGF-38	RGF-38-L	-		38	40	84	48	18	4	60	83	58	0.11	1.04	80
RGF-42	RGF-42-L	-		42	42	88	50	19	4	60	92	65	0.14	1.41	100
RGF-48	RGF-48-L	-		48	50	104	50	27	4	60	95	67	0.16	1.43	140
RGF-55	RGF-55-L	-		55	52	108	58	25	4	65	114	82	0.26	2.50	240
RGF-65	RGF-65-L	-	65	55	114	68	23	4	70	132	95	0.39	3.58	380	

All of rights to modify design and dimensions are reserved

Dimensions for Installation (mm)

Table with 15 columns: Size, Finished-product Bore d1, d2, Dimension (mm) (11, 12, LO, L, M, N, E, Length 'd Sleeve 11, 12 max, D1, D), Coupling Weight at Max Bore Diam' r (Nylon Sleeve Weight kg, Total Weight kg), Torque Rating (N.m). Rows include RGF-80, RGF-100, and RGF-125.

Optional Bore Diameters Table (mm)

Optional Bore Diameters Table (mm) grid. Columns: Crowned Gear Size-1, Pre-Center Bore BX/Y, Bore Diameter dH7 (Keyway DIN6885/1(GB/T1095-79) JS9 and Holding Screws) (6-60), #. Includes a note on the right: 'Keyways with Bore Diam'r d (d1 or d2) bigger than 65 are specially machined.'

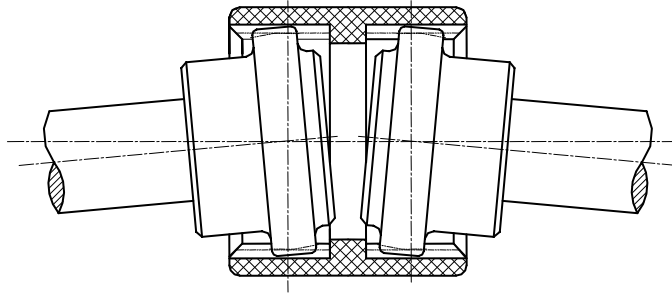
Ordering Illustration:

Ordering Illustration table with 3 columns: RGF-28, d1, φ 25, d2, φ 28. Row 2: Coupling Size & Specification, Finished Product Bore Diam'r DIN6885 (Keyway width tolerance JS9), Finished Product Bore Diam'r DIN6885 (Keyway width tolerance JS9).

All of rights to modify design and dimensions are reserved

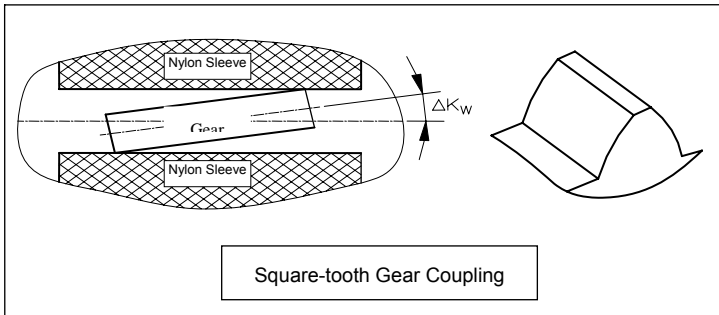
Curved-tooth Gear Coupling

Summary

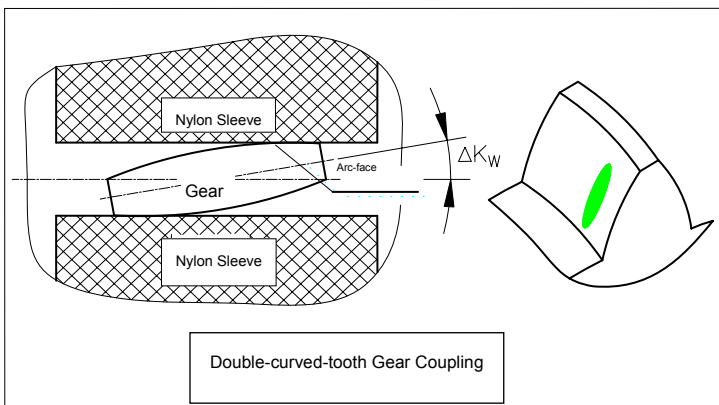


Gear couplings are applied to wrapping connector driving, and have a strong axial, radial and angular ability to rectify a deviation.

Since the structure of a double-curve tooth can effectively prevent the occurrence of a local stress concentration caused by angular and radial deviation, gear couplings will produce nearly no wear.



Since the structure of a double-curve tooth can effectively prevent the occurrence of a local stress concentration caused by angular and radial deviation, gear couplings will produce nearly no wear.



The double-curve-tooth gear coupling avoids the stress concentration with a bigger tooth contact surface when an angular, radial installation deviation occurs.

The matching of steel curved-tooth gear and nylon sleeve in different materials assures that the friction between the contact surfaces of teeth in a continuous drive is very slight, and no maintenance is needed.

As coupling is the double-division type in structure, the stress caused by angular and radial errors can be ignored, and the angular velocity will have no periodical fluctuation.

couplings can be installed horizontally and vertically, no special tools are necessary.

Nylon toothed sleeves have the following characteristics:

- Excellent mechanical performance
- High rigidity
- High temperature resistance (+100°C)
- Not embrittled at low temperature
- Good slippery & frictional behavior
- Excellent electrical insulation behavior
- Chemical corrosion endurable
- High accuracy of processing

Wear resistance of REACH nylon toothed sleeves:

The surface of a nylon composite material (crystal structure) is smooth, hard, tough, stable in high heat, and can endure the corrosion of lubricating oil, fuel, hydraulic oil, solvent etc, so it is the ideal material for manufacturing couplings. There is a mutual friction wear produced between metal parts when they move along each other without lubrication, whereas no wearing occurs between smooth nylon and steel even without lubrication and maintenance.

All of rights to modify design and dimensions are reserved